





VISHWA BHARTI PUBLIC SCHOOL, NOIDA
YEARLY SYLLABUS CLASS – 3, SESSION (2026 – 27)


SUBJECT - ENGLISH



1. COURSEBOOK-ENGLISH ALIVE -THIRD EDITION (HARPER COLLINS)




2. COLLINS ENGLISH GRAMMAR & COMPOSITION




MONTH	NO. OF WORKING DAYS	TOPIC/LESSON	SUB-TOPIC	ACTIVITIES	LEARNING OUTCOMES
APRIL	18	Ch-1 - Birbal Identifies the Thief  GRAMMAR L-3 Nouns: Common, Proper, Collective https://youtu.be/DJy4PV6kETM?si=UqJcKmJ3bVMs1tIC L-4 Nouns: Number https://youtu.be/BI1Syz9I2n0?si=3qxj8t2L55tP1pCN L-5 Nouns: Gender https://youtu.be/E3rkNS9Fm6A?si=YJqRnSZkAMno2IqW L-27 - The Monster (Reading Comprehension)	Reading Alphabetical Order Naming Words Types of Nouns: Common, Proper and Collective Singular and Plural Nouns Writing Skills- Picture Reading Speaking Skills Reading Comprehension	<p><u>Speaking Activity</u> - Introduce yourself to the class. You may begin like this: <i>Hello! My name is ...</i> <i>I am ____ years old.</i> <i>I study in Class , School</i> <i>I like to ...</i></p> <p><u>Game Integration</u> Word Building Game with Nouns. (Every child speaks a naming word with the last alphabet of the word spoken by the previous child.)</p> <p><u>Writing Skill Enhancement Activity</u>-The children will look at an image and describe what is happening using their own vocabulary.</p>	Students will be able to:- <ul style="list-style-type: none"> ● develop the ability to read with comprehension. ● acquire a more comprehensive range of words. ● comprehend the meaning of a story. ● develop interest in folktales ● identify and use nouns correctly in sentences. ● understand the concept of gender in nouns (masculine, feminine, neutral). ● to enhance understanding of singular/plural forms and alphabetical order ● to improve vocabulary and sentence construction skills.

MAY	10	<p>Poem- Limericks</p>  <p>Poem- My Dog Fred</p>  <p>L-1 The Sentence</p> <p>L-2 Questions https://youtu.be/b3-pgjD_A28?si=g82fr9HVFIRXFz</p> <p>L- 22 Interjections</p> <p>Project 1: What Animals Eat https://youtu.be/kyt6gSzSY00?si=pizwWlQpkVGfYZZG</p> <p>L-28 - The Magic Window (Reading Comprehension)</p>	<p>Recitation</p> <p>Rhyming Words</p> <p>Comparisons</p> <p>Paragraph Writing- Difference between animals in zoo and animals in the wild.</p>	<p><u>Art Integration Activity</u> Create a card for a friend or a family member. Write a funny message on it and gift it to the person .See whether it makes him/her laugh.</p> <p><u>Limericks -POEM (Recitation)</u> Students will learn how to recite the poem “<i>Limericks</i>” with expressions and annotation.</p> <p><u>My Dog Fred -POEM (Recitation)</u> Students will learn how to recite the poem “<i>My Dog Fred</i>” with expressions and annotation.</p>	<p>Students will be able to:-</p> <ul style="list-style-type: none"> ● to comprehend the meaning, rhyme and rhythm of the poem. ● to understand the rhyming words and rhyming scheme. ● to develop vocabulary - words used for comparisons. ● - To understand the concept of forming questions ● - To learn how to frame WH questions (What, Where, When, Who) ● to learn about herbivores, carnivores, omnivores and scavengers.
JULY	23	<p>Ch-2 Oliver Asks for More</p>  <p>Poem- Come to</p>	<p>Reading</p> <p>Vocabulary</p> <p>Word Pairs</p>	<p><u>Art Integration</u> Draw/ paste a picture of your favourite sportsperson and write ten adjectives to describe him/her.</p>	<p>Students will be able to:-</p> <ul style="list-style-type: none"> ● to develop the ability to read with comprehension. ● to recognise basic punctuation marks. ● to connect the story to real-life situations using the Fact File. ● to help students understand and use


<p>the Lake</p> <p>Ch-3 Sniffles the Crocodile and Punch the Butterfly</p>  <p>GRAMMAR</p> <p><u>L-11 Articles</u></p> <p><u>L-23 Punctuations</u></p> <p>L- 6 Nouns: Belonging</p> <p>L- 8 Adjectives <u>https://youtu.be/jQTbFHOBjI4?si=DQztW80UJfvIlcUT</u></p> <p>L-9 Adjectives: Degree of Comparison <u>https://youtu.be/twZS6OD59aE?si=XFIQjv5VMNQ_4Ite</u></p> <p>L-29 - The Story of the Moon (Reading Comprehension)</p>	<p>Spelling adding -ing or -ed</p> <p>Compound Words</p> <p>Suffixes</p> <p>Spelling Staircase</p> <p>Punctuation Marks</p> <p>Possessive Nouns</p> <p>Describing Words</p> <p>Degree of Comparison</p>	<p><u>Speaking Activity</u> SDG- 04 (Quality Education) Interviewing a Classmate</p> <p><u>Come to the Lake -POEM (Recitation)</u> Students will learn how to recite the poem “<i>Come to the Lake</i>” with expressions and annotations.</p> <p>SDG- 14 (Life below water) Activity (21st Century Skills) 1. Find the names of underwater creatures from the word search box. 2. Find words for 'water' in as many languages as you know.</p> <p>Activity- ‘Who Owns What?’ Students will use possessive nouns and ask each other questions about the items they own. The activity will ensure the application of usage of possessive nouns in daily life conversation.</p>	<p>of word pairs correctly.</p> <ul style="list-style-type: none"> ● to teach students the spelling rule for doubling the final letter before adding -ing or -ed. ● to teach students the correct usage of articles and the word some. ● to develop students’ speaking skills by practising conversational fluency and asking questions. ● to understand the concept of adjectives and their role in describing nouns and pronouns. ● to identify adjectives and the nouns/pronouns they modify in sentences. ● to develop students’ ability to write a clear and coherent paragraph.
---	---	--	---

AUGUST	19	<p>Ch-3 Sniffles the Crocodile and Punch the Butterfly (Cont.)</p>  <p>Ch-4 The Lantern and the Fan</p>  <p>GRAMMAR Ch-12 Verbs https://youtu.be/79K60mNmPKE?si=GOOtQZNoH9qYnjfb Ch-13 Am, Is, Are</p> <p>Ch-14 Was, Were</p> <p>Ch-15 Has, Have, Had</p> <p>Ch- 16 The Simple Present and Present Continuous Tenses https://youtu.be/nvVdIJ0las0?si=8q8NAtbeE5hIQp1s Ch-24 Grammar on the Go</p> <p>L-30 - Clever</p>	<p>Reading</p> <p>Compound Words</p> <p>Homophones</p> <p>Reading</p> <p>Words with ie and ei</p> <p>Dictionary Skills: Guide Words</p> <p>Action Words</p> <p>Helping Verbs</p> <p>Simple Present Tense</p> <p>Present Continuous Tense</p>	<p><u>Speaking Activity(21st Century Skills)</u> Expressing Agreement and disagreement using certain expressions and phrases in a conversation.</p> <p><u>Game Integration</u> Game- “Simon Says” to understand verbs better.</p>	<p>Students will be able to:-</p> <ul style="list-style-type: none"> ● to understand new vocabulary from the story. ● to develop the ability to write simple and compound sentence structures. ● to explore family customs and understand social and cultural changes. ● to develop students’ speaking skills by practising conversational fluency and having discussions. ● to develop vocabulary skills by forming compound words. ● to converse fluently. ● to understand verbs and their usage in the simple present tense. ● to understand and use the present continuous tense. ● to acquire knowledge of helping verbs- (is,am are), (was,were) and (has,have,had) ● to understand the concept of a diary entry and its purpose. ● to develop environmental awareness and critical thinking. ● to learn how to create an effective poster using text and visuals.
--------	----	--	--	---	--

		Tenali (Reading Comprehension) L-31 - The Ice Girl (Reading Comprehension)			
SEPT.	20		REVISION FOR TERM -1		
OCTOBER (TERM -II)	17	<p>Ch-5 - Marco Polo</p>  <p>Poem - On the Water</p>  <p>Project -2 (Pg 96)</p>  <p>GRAMMAR L-21 -Prepositions https://www.youtube.com/watch?v=Vo6N4vMPfI</p> <p>L-25 - Opposites https://www.youtube.com/watch?v=K2y0xMarcWk</p> <p>L-32 - Cornelia's</p>	<p>Reading</p> <p>Recitation</p> <p>Collocations</p> <p>Use of can, can't, must & mustn't</p> <p>Prepositions of Place</p> <p>Prepositions of Movement</p> <p>Synonyms & Antonyms</p> <p>Speaking Skill</p> <p>Writing Skill - Recipe Writing</p>	<p>Speaking Activity - Role Play Imagine you are Marco Polo and share your travel experiences with the writer you met in prison. Prepare an interesting conversation with your friend.</p> <p>Writing Skill Enrichment Activity - 'Writing a recipe.' Write a recipe for any one of your favourite dish or drink from your region.</p> <p><u>On the Water -POEM (Recitation)</u> Students will learn how to recite the poem "<u>On the Water</u>" with expressions and annotations.</p> <p>Art -Integration - Draw, colour and write about any one ancient or modern means of transport used for travelling from one place to another.</p> <p>Game Integration Activity Opposite- Simon Says</p>	<p>Students will be able to:-</p> <ul style="list-style-type: none"> ● develop fluency in reading and comprehend the story. ● develop an interest in travel and explore new places while appreciating their uniqueness. ● recite the poem with correct pronunciation and intonation. ● comprehend the meaning of a poem and learn a new range of words. ● recognize and use prepositions of place and movement in context. ● find synonyms/antonyms of words from the poem. ● identify & differentiate between ancient and modern means of transport.

		Jewels (Reading Comprehension)			
NOVEMBER	17	<p>Ch-6 - The Selfish Giant</p>  <p>Poem - Little Things</p>  <p>GRAMMAR</p> <p>L-10 - Pronouns https://www.youtube.com/watch?v=CYXDr_vHiik</p> <p>L-26 - Words: A Mixed Bag</p> <p>L-33 - The Traveller (Reading Comprehension)</p>	<p>Reading</p> <p>Recitation</p> <p>Order of Adjectives</p> <p>Use of do, does and did</p> <p>Anagrams</p> <p>aSpeaking Skill</p> <p>Writing Skill - Character Sketch</p>	<p>Speaking Activity -(Group Role-Play Activity) - Seeking Permission</p> <p>Being Grateful - Speak a few lines on things you are grateful for in life.</p> <p>Gum-Ball Pronouns Activity- Frame sentences with words from the gum machine.</p> <p>Writing Skill Enrichment Activity- Write the character Sketch of the Giant from the story.</p> <p><u>Little Things -POEM (Recitation)</u> Students will learn how to recite the poem “<i>Little Things</i>” with expressions and annotations.</p> <p>Art -Integration - SDG-12 - (Responsible Consumption and Production) Design from Waste Create a collage or design a dress using waste materials to promote sustainability and creativity.</p>	<p>Students will be able to:-</p> <ul style="list-style-type: none"> ● read the lesson fluently and comprehend the story. ● imbibe the qualities of love, compassion, and generosity through the story. ● write the character sketch of the characters of the story through a word web. ● listen to the poem and enjoy the rhyme and rhythm. ● identify and form negative sentences using did. ● use pronouns correctly in the given sentences and learn which pronoun is used in place of a noun. ● to create a collage or design a dress using their creativity.
DECEMBER	20	<p>Ch -7 - Peter Saves Wendy</p> 	<p>Reading</p> <p>Adventure Words</p> <p>Opposites with dis- & un-</p>	<p>Speaking Mindfulness Activity- Speak about any three things you want to do when you grow up and things you will miss from your childhood days.</p> <p>21st century Communication &</p>	<p>Students will be able to:-</p> <ul style="list-style-type: none"> ● read the lesson fluently and comprehend the story. ● enact the lesson to understand the story better. ● identify and understand

		<p>GRAMMAR</p> <p>L-17 - The Simple Past Tense https://www.youtube.com/watch?v=MI3S3kdkofo</p> <p>L-18 - The Simple Future Tense https://www.youtube.com/watch?v=NfmfH-9RIYQ</p> <p>L-34 - Making Friends (Reading Comprehension)</p> <p>L-38 - Writing a Letter</p>	<p>Past Continuous Tense</p> <p>Speaking Skill</p> <p>Writing Skill -Notice Writing</p>	<p>Collaboration Skills Giving instructions to tell someone how to do something, like cover a book, make an omelet, a sandwich or a glass of lemonade.</p> <p>Writing Skill Enrichment Activity- Notice Writing Write a notice asking participants of the Sports Day to assemble at a place to collect their refreshments at the end of the event.</p>	<p>adventure-related vocabulary words used in the text.</p> <ul style="list-style-type: none"> ● express their thoughts confidently & present them by connecting them with their personal experiences. ● identify and use the simple past, past continuous & future tense in context. ● write a well -structured notice using an appropriate format.
JANUARY	15	<p>Ch-8 - The Mouse Maiden</p>  <p>Grammar L-19 -Adverbs https://www.youtube.com/watch?v=yFPS8yTS_Gw</p> <p>L-20 - Conjunctions https://www.youtube.com/watch?v=nNGiDfCX7PI</p>	<p>Reading</p> <p>Vocabulary</p> <p>Homographs</p> <p>Adverbs of Manner</p> <p>Writing Skill - Imaginative Writing</p>	<p>Speaking Activity on SDG -6- Clean Water & Sanitation (Save Water) Speak a few lines on - ‘Why is water conservation/saving water important for our life?’</p> <p>Writing Skill Enrichment Activity Paragraph Writing-Imagine you have the superpower to change yourself into somebody else. Who would you change yourself into and why?</p>	<p>Students will be able to:-</p> <ul style="list-style-type: none"> ● read the lesson fluently and comprehend the story. ● acquire a more comprehensive range of words. ● identify and use adverbs of manner in simple sentences. ● use conjunctions like-and, but, or, because or so to join words and sentences.

		L-35 - Nasruddin and the Smell of Soup (Reading Comprehension) L-37 -Writing a Paragraph			
FEBRUARY	20	<p>Project 3 - My Magical World (Pg 136)</p>  <p>Grammar</p> <p>L-7 - The Subject and the Predicate https://www.youtube.com/watch?v=u7GRLFb-s14</p> <p>L-36 - The Last Green Lung of Mumbai (Reading Comprehension)</p> <p>Test -2 & 3</p> <p>Revision for Term -2</p>	<p>Reading</p> <p>Speaking</p> <p>Vocabulary</p>	<p>Art Integration Activity Imagine you are a magician living in your own magical world. Draw your magical world and write a few details about your world.</p>	<p>Students will be able to:-</p> <ul style="list-style-type: none"> ● enhance their speaking skills by expressing ideas about their magical world. ● learn and use new vocabulary related to the magical world. ● identify & understand the subject and predicate in simple sentences. ● revise and recall the concepts taught during the term.
MARCH	20		REVISION FOR TERM -2		




विषय- हिंदी


पाठ्यपुस्तक –


1. पाठ्यपुस्तक - वीणा भाग 3 (एन सी ई आर टी प्रकाशन)

2. व्याकरण - व्याकरण निपुण (तरुण पब्लिकेशंस)

सत्र-1 (अप्रैल से सितंबर तक)

माह	दिनों की संख्या	पाठ्यक्रम सामग्री	प्रमुख धारणाएं	गतिविधियाँ	सीखने की उपलब्धियाँ
अप्रैल	18	<p>पाठ -1 सीखो  https://youtu.be/d-geFhcmyPk</p> <p>पाठ-2. चींटी  (कविता की पंक्तियाँ) https://youtu.be/h2tkX39czBU</p> <p>3. कितने पैर  (कहानी) https://youtu.be/ZUHmGHp1VrQ</p> <p>श्रुतलेख अभ्यास लिया जाएगा</p>	<p>सीखने का महत्व समझना, सही उच्चारण के साथ पढ़ना ध्यान से सुनना और समझना।</p> <ul style="list-style-type: none">● कविता को लय और ताल के साथ पढ़ना।● चींटी के गुणों (मेहनत, एकता) को समझना।● कविता की पंक्तियों को याद करना।● कहानी को ध्यान से पढ़ना और समझना।● विभिन्न जानवरों के पैरों की संख्या जानना।	<p>गतिविधि प्राकृतिक वस्तुएं जैसे:- फल, जलधारा, सूरज आदि को रोज नित देखना और उनसे मिली सीख को अपने जीवन में उतरना।</p> <p>सामूहिक गतिविधि बच्चों को चींटी की तरह लाइन में चालवाने का खेल और सामान को उठाकर एकत्रित करने का खेल खिलाएंगे।</p>	<ul style="list-style-type: none">● पाठ को आत्मविश्वास के साथ पढ़ सकेंगे।● विद्यार्थियों में सीखने और पढ़ने की रुचि बढ़ेगी।● विद्यार्थी समूह में मिलकर पढ़ने की आदत विकसित करेंगे।● विद्यार्थी पाठ का मुख्य भाव समझ सकेंगे।● विद्यार्थियों में सीखने के प्रति रुचि विकसित होगी।● चींटी के गुण (मेहनत और एकता) को समझ सकेंगे।● विद्यार्थियों में मेहनत और सहयोग की भावना विकसित होगी।● विभिन्न जानवरों के पैरों की संख्या पहचान सकेंगे।● विद्यार्थियों में जानवरों के बारे में जिज्ञासा और ज्ञान बढ़ेगा। <ul style="list-style-type: none">● स्वर और व्यंजन पहचान सकेंगे।

		<p>1. भाषा</p> <p>2. वर्ण और वर्णमाला</p> <p>12. विलोम शब्द (1-15)(भला-पाप)</p> <p>18. गिनती (1-20) https://youtu.be/rWAmkcQeN9c?feature=shared</p>	<ul style="list-style-type: none"> भाषा के माध्यम से विचार व्यक्त करना स्वर और व्यंजन की पहचान। शब्द और वाक्य बनाना सीखना। वर्ण और वर्णमाला तथा स्वर और व्यंजन का ज्ञान। अक्षरों का सही उच्चारण सीखना। विलोम शब्दों का अर्थ समझना। शब्दों के विपरीत अर्थ को पहचानना। भाषा ज्ञान बढ़ाना। 	<p>गतिविधि समाचार पत्र के शीर्षकों में से अलग-अलग मात्राओं के लगभग 10-15 शब्द काटकर अपनी उत्तरपुस्तिका में चिपकाए।</p> <p>गतिविधि भाषा और उसके रूपों पर आधारित एक आकर्षक एवं सुंदर रेखा चित्र बनाएं।</p>	<ul style="list-style-type: none"> विद्यार्थी सरल शब्द पढ़ तथा सरल वाक्य बना सकेंगे। वर्ण और वर्णमाला को पहचान सकेंगे। विद्यार्थी स्वर और व्यंजन में अंतर समझ सकेंगे। विद्यार्थी अक्षरों का सही उच्चारण कर सकेंगे। विद्यार्थी दिए गए शब्दों के विपरीत अर्थ (विलोम) बता सकेंगे। विद्यार्थी समान और विपरीत शब्दों के बीच अंतर समझ सकेंगे।
मई	10	<p>पाठ 4. बया हमारी चिड़िया रानी</p>  <p>https://youtu.be/Gmd-wUSc5sw?si=FwRY_8o32wyFGRNM</p>	<ul style="list-style-type: none"> कविता को लय और भाव के साथ पढ़ना। चिड़िया के प्रति प्रेम और प्रकृति के महत्व को समझना। शब्दों का अर्थ और 	<p>क्रियात्मक गतिविधि अपनी उत्तर पुस्तिका में किन्हीं पांच पक्षियों का चित्र चिपकाएं व उनके नाम लिखें।</p> <p>गतिविधि देखो और पहचानो</p>	<ul style="list-style-type: none"> कविता को सही लय और भाव के साथ पढ़ सकेंगे। विद्यार्थी चिड़िया के बारे में जानकारी प्राप्त करेंगे। विद्यार्थियों में पक्षियों और प्रकृति के प्रति प्रेम की भावना विकसित होगी। शब्दों को पहचान सकेंगे।

		<p>3.शब्द विचार</p> <p>https://youtu.be/8G0DHbDhZ9c</p> <p>4.वाक्य विचार</p> <p>https://youtu.be/IvLCs9kQLbY?feature=shared</p> <p>6. अनुच्छेद लेखन</p> <p>https://youtu.be/wHjhgKevoGM?feature=shared</p>	<p>प्रयोग समझना।</p> <ul style="list-style-type: none"> ● शब्दों के प्रकार की पहचान करना। ● वाक्य का अर्थ और संरचना समझना। ● सही शब्दों को जोड़कर वाक्य बनाना। ● अनुच्छेद का अर्थ और संरचना समझना। ● किसी विषय पर अपने विचार लिखना। ● सरल और सही भाषा का प्रयोग करना। 	<p>बच्चों को कक्षा व विद्यालय में उपस्थित वस्तु को देखकर स्त्रीलिंग या पुलिग की पहचान करवाना।</p> <p>गतिविधि</p> <p>SDG जल संरक्षण (पानी बचाओ)</p> <p>कक्षा के छात्रों को छोटे-छोटे समूहों में बाँटा जाएगा। हर समूह को पानी बचाने से जुड़ा एक छोटा नाटक तैयार करने के लिए कहा जाएगा। विद्यार्थी दिखाएँगे कि पानी कैसे बर्बाद होता है और पानी कैसे बचाया जा सकता है (जैसे नल खुला न छोड़ना, बाल्टी से नहाना, पौधों में बचा हुआ पानी डालना)। अंत में सभी समूह अपना छोटा प्रस्तुतीकरण कक्षा के सामने करेंगे।</p>	<ul style="list-style-type: none"> ● विद्यार्थी शब्दों का सही अर्थ समझ सकेंगे। ● सरल और सही वाक्य बना सकेंगे। ● वाक्य को सही क्रम में रख सकेंगे। ● विद्यार्थियों की लेखन और भाषा कौशल में सुधार होगा। ● विद्यार्थियों के लेखन कौशल में सुधार होगा। ● अपने विचार लिखित रूप में व्यक्त कर सकेंगे। ● विद्यार्थी सही शब्दों और वाक्यों का प्रयोग कर सकेंगे। ● विद्यार्थियों के लेखन कौशल में सुधार होगा।
जुलाई	23	<p>पुनरावृत्ति PT-1</p> <p>पाठ. 5 आम का पेड़</p>  <p>https://youtu.be/NZ4kz2_nIcc</p> <p>6. बीरबल की खिचड़ी</p>	<ul style="list-style-type: none"> ● पेड़ों के महत्व को समझना। ● आम के पेड़ और उसके फलों के बारे में जानकारी। ● बीरबल की बुद्धिमानी और न्यायप्रियता को समझना। ● नए शब्दों का अर्थ जानना। 	<p>रचनात्मक गतिविधि</p> <p>अपनी उत्तर पुस्तिका में अपने हाथ की छाप और उंगलियों की सहायता से एक पेड़ बनाएं।</p> <p>गतिविधि</p> <p>बीरबल की खिचड़ी कहानी में कौन सा पात्र सबसे अच्छा लगा और क्यों ?इसके बारे में कक्षा में बताएं।</p>	<ul style="list-style-type: none"> ● आम के पेड़ और उसके फलों के बारे में जानकारी प्राप्त करेंगे। ● विद्यार्थियों में पेड़ों और प्रकृति के प्रति प्रेम की भावना विकसित होगी। ● कहानी का मुख्य भाव समझ सकेंगे। ● विद्यार्थी बीरबल की बुद्धिमानी और न्यायप्रियता को समझ सकेंगे। ● विद्यार्थियों में बुद्धिमानी और तर्क करने की क्षमता विकसित होगी। ● पाठ को सही उच्चारण के साथ पढ़



<https://youtu.be/fXAN16c89Qk>

11. जादुई पिटारा



<https://youtu.be/VGS3zrzPfYQ>

5. संज्ञा

<https://youtu.be/jL LX8qsz5-0?feature=shared>

7. वचन

(1- 8)
(बेटा-मिठाई)

<https://youtu.be/ONt-H-pmoy0?feature=shared>

22. लिंग

(1-9) (राजा-कुत्ता)
<https://youtu.be/o9wCfD6LUM0?feature=shared>

पाठ को ध्यान से पढ़कर समझना।

- कल्पना और जिज्ञासा की भावना विकसित करना।

- संज्ञा का अर्थ समझना।
- व्यक्ति, स्थान, वस्तु और पशु के नाम को पहचानना।

- वचन का अर्थ समझना।
- एकवचन और बहुवचन की पहचान करना।
- शब्दों को एकवचन से बहुवचन में बदलना।

- लिंग का अर्थ समझना।
- पुल्लिंग और स्त्रीलिंग को पहचान करना।

खेल गतिविधि

एक डिब्बा बनाकर उसमें अलग-अलग वस्तुएं रखें बच्चे बारी-बारी से वस्तुएं निकालकर उसका नाम बताएं।

गतिविधि

एक अनेक वचन के चित्र समाचार पत्र अथवा पत्रिकाओं से कटकर अपनी कॉपी में चिपकाएं तथा नीचे एक अथवा अनेक लिखिए।

सकेंगे।

- विद्यार्थी अपनी कल्पना और विचार व्यक्त कर सकेंगे।
- विद्यार्थियों में रचनात्मक सोच और जिज्ञासा का विकास होगा।
- संज्ञा शब्दों को पहचान सकेंगे।
- विद्यार्थी व्यक्ति, स्थान, वस्तु के नाम बता सकेंगे।
- एकवचन और बहुवचन को पहचान सकेंगे।
- विद्यार्थी शब्दों को एकवचन से बहुवचन में बदल सकेंगे।
- अपने विचार लिखित रूप में व्यक्त कर सकेंगे।
- विद्यार्थी सही शब्दों और वाक्यों का प्रयोग कर सकेंगे।
- पुल्लिंग और स्त्रीलिंग वाक्य का अर्थ समझ सकेंगे।
- विद्यार्थी शब्दों को पहचान सकेंगे।
- विद्यार्थी शब्दों के सही लिंग का प्रयोग कर सकेंगे।

पाठ-8चतुर गीदड़



<https://youtu.be/JGDfVEge9Oo>

9. प्राकृतिक पर्व फूलदेई



<https://youtu.be/7YSwZ30D470>

8. सर्वनाम

<https://youtu.be/mjF-UXwe7sw?feature=shared>

9. विशेषण

<https://youtu.be/mwo78ONJXL0?feature=shared>

19. अपठित गद्यांश

<https://youtu.be/>

- कहानी का मुख्य संदेश समझना।
- चतुराई और बुद्धिमानी का महत्व समझना।
- नए शब्दों का अर्थ समझना।

- प्राकृतिक पर्वों का महत्व समझना।
- फूलदेई पर्व के बारे में जानकारी।
- प्रकृति और पर्यावरण के प्रति प्रेम की भावना।

- सर्वनाम का अर्थ समझना।
- संज्ञा के स्थान पर प्रयुक्त होने वाले शब्दों को पहचानना।

- विशेषण का अर्थ समझना।
- संज्ञा या सर्वनाम की विशेषता बताने वाले शब्दों की पहचान करना।

- गद्यांश को पढ़कर समझना।
- मुख्य विचार और महत्वपूर्ण जानकारी

गतिविधि

बच्चों से एक या दो पंक्तियों में लिखवाएंगे की चतुर गीदड़ कहानी से उन्हें क्या शिक्षा मिली।

गतिविधि

बच्चों से तरह-तरह के कागज के फूल बनवाकर उन फूलों को एक कागज की थाली में सजाया जाएगा।

गतिविधि

पुस्तक में दी गई माला में कुछ अक्षर दिए जा रहे हैं। इनसे सर्वनाम शब्द बनाएं और नीचे दी गई पंक्तियों में लिखें।

- चतुराई और सूझ-बूझ के महत्व को समझ सकेंगे।
- नए शब्दों को पहचान सकेंगे और उनका अर्थ बता सकेंगे।
- विद्यार्थियों में सोचने और समझने की क्षमता का विकास होगा।

- फूलदेई जैसे प्राकृतिक पर्वों के बारे में जानकारी प्राप्त करेंगे।
- विद्यार्थियों में प्रकृति और पर्यावरण के प्रति प्रेम की भावना विकसित होगी।



- सर्वनाम शब्दों को पहचान सकेंगे।
- विद्यार्थी संज्ञा के स्थान पर सर्वनाम का प्रयोग कर सकेंगे।
- विद्यार्थी सर्वनाम का वाक्यों में सही प्रयोग कर सकेंगे।

- विशेषण शब्दों को पहचान सकेंगे।
- विद्यार्थी संज्ञा या सर्वनाम की विशेषता बता सकेंगे।
- विद्यार्थी विशेषण का वाक्यों में सही प्रयोग कर सकेंगे।

- गद्यांश को ध्यान से पढ़कर समझ सकेंगे।
- विद्यार्थी मुख्य विचार पहचान सकेंगे।
- विद्यार्थी गद्यांश से संबंधित प्रश्नों के उत्तर दे सकेंगे।
- विद्यार्थियों के पठन और समझने की क्षमता का विकास होगा।

		GfILfvUjDU?feature=shared	<p>पहचानना।</p> <ul style="list-style-type: none"> ● दिए गए प्रश्नों के उत्तर ढूँढना। 		
सितंबर	20	<p>पनरावति अर्धवार्षिक परीक्षा</p> <p>18. गिनती</p> <p>17.दिन, महीने</p>	<ul style="list-style-type: none"> ● संख्याओं की पहचान करना और गिनती का सही क्रम समझना। ● सप्ताह के सातों दिनों के नाम जानना। ● वर्ष के बारह महीनों के नाम जानना। ● दिनों और महीनों का सही क्रम समझना। 		<ul style="list-style-type: none"> ● संख्याओं को पहचान सकेंगे। ● विद्यार्थी गिनती सही क्रम में बोल और लिख सकेंगे। ● विद्यार्थियों के गणितीय कौशल का विकास होगा। ● सप्ताह के दिनों के नाम बता सकेंगे। ● विद्यार्थी दिन और महीने सही क्रम में बोल सकेंगे।

सत्र-2 (अक्टूबर से मार्च तक)

अक्टूबर	17	<p>पाठ-10 रस्साकशी</p>  <p>https://youtu.be/VGS3zrzPfYQ</p> <p>7.मित्र को पत्र</p>  <p>पाठ12.</p>	<ul style="list-style-type: none"> ● खेल और सहयोग के महत्व को समझना। ● पत्र लेखन का सही प्रारूप समझना। ● मित्र को पत्र लिखने का तरीका सीखना। 	<p>सामूहिक गतिविधि</p> <p>बच्चों को दो टीमों में बांट कर रस्साकशी का खेल खिलाया जाएगा तथा इससे टीमवर्क में सहयोग की भावना विकसित होगी।</p> <p>साहित्य गतिविधि</p> <p>छात्र पत्र में आए गुवाहाटी नगर की कोई तीन विश्व प्रसिद्ध जगहों को पढ़ेंगे और उनकी जानकारी एकत्रित करेंगे।</p> <p>क्रियात्मक गतिविधि</p>	<ul style="list-style-type: none"> ● खेल और टीमवर्क के महत्व को समझ सकेंगे। ● विद्यार्थियों में सहयोग और मिलकर काम करने की भावना विकसित होगी। ● पत्र लेखन का सही प्रारूप समझ सकेंगे। ● विद्यार्थी मित्र को सरल भाषा में पत्र लिख सकेंगे। ● विद्यार्थी अपने विचारों को लिखित रूप में व्यक्त कर सकेंगे। ● हर व्यक्ति के काम के महत्व को समझ सकेंगे। ● विद्यार्थियों में मेहनत और जिम्मेदारी
---------	----	--	---	---	--

अपना-अपना काम



<https://youtu.be/J-FQ9vu0Zdw>

पाठ 10. क्रिया

<https://youtu.be/Jxx7hHcKVSo?feature=shared>

पाठ11 पर्यायवाची

<https://youtu.be/L0hrkx5Xgl0?feature=shared>

(1-12)(आग-पेड़)

पाठ12. विलोम
शब्द 15 - 30)
(हानि-इधर)

<https://youtu.be/ZG2cZaNteFU?feature=shared>

पाठ 21. पत्र



<https://youtu.be/dwzStdtIdM?feature=shared>

- हर व्यक्ति के काम का महत्व समझना।
- मेहनत और जिम्मेदारी की भावना विकसित करना।

- क्रिया का अर्थ समझना।
- काम या क्रिया को बताने वाले शब्दों की पहचान करना।

- पर्यायवाची शब्दों का अर्थ समझना।
- समान अर्थ वाले शब्दों की पहचान करना।

- पत्र लेखन का सही प्रारूप समझना।
- सरल और स्पष्ट भाषा का प्रयोग करना।

छात्र रंगीन शीट पर अपने दिन भर की गतिविधियों की एक सूची बनाएंगे।

गतिविधि

व्याकरण पुस्तक (पृष्ठ 52) में पेड़ की पत्तियों में कुछ क्रिया शब्द छुपे हुए हैं उन्हें ढूंढिए।



गतिविधि

अपने उत्तर पुस्तिका में आठ फलों व फलों के चित्र चिपकाए जिनकी विशेषता उनके चित्रों में हो जैसे लाल गुलाब पीला आम आदि।

की भावना विकसित होगी।

- क्रिया शब्दों को पहचान सकेंगे।
- विद्यार्थी काम बताने वाले शब्दों को समझ सकेंगे।
- क्रिया शब्दों को पहचान सकेंगे।



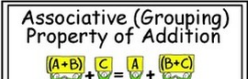
- पत्र लेखन का सही प्रारूप समझ सकेंगे।
- विद्यार्थी अपने विचारों को लिखित रूप में व्यक्त कर सकेंगे
- विद्यार्थी पत्र के भागों (पता, संबोधन, विषय, अंत) को पहचान सकेंगे।


			<ul style="list-style-type: none"> पत्र के भागों (पता, संबोधन, विषय, अंत) को समझना। 		
नवंबर	17	<p>पाठ-13 पेड़ों की अम्मा थिमक्का</p>  <p>https://youtu.be/kUnkw7c8Irl</p> <p>14. किसान की होशियारी</p>  <p>https://youtu.be/VGS3zrzPfYQ</p> <p>पाठ 13. अनेक शब्दों के लिए एक शब्द</p> <p>https://youtu.be/5xxO40DjG3M?feature=shared</p> <p>पाठ 14. अनेकार्थी शब्द</p> <p>https://youtu.be/hvs5DnkAaps?si=o</p>	<ul style="list-style-type: none"> पेड़ों और पर्यावरण के महत्व को समझना। प्रकृति से प्रेम और संरक्षण की भावना विकसित करना। किसान के जीवन और उसके परिश्रम को समझना। बुद्धिमानी और सूझ-बूझ का महत्व जानना। कई शब्दों के स्थान पर एक शब्द का प्रयोग समझना। सही शब्द का चयन करना। भाषा को सरल और प्रभावी बनाना। अनेकार्थी शब्दों का अर्थ समझना। 	<p>गतिविधि</p> <p>अपनी उत्तर पुस्तिका में भालू का एक चित्र बनाकर उसमें अपने मनपसंद रंग भरे।</p>	<ul style="list-style-type: none"> थिमक्का के जीवन और उनके कार्य के बारे में जान सकेंगे। विद्यार्थी पेड़ों और पर्यावरण के महत्व को समझ सकेंगे। विद्यार्थियों में पेड़ लगाने और प्रकृति की रक्षा करने की प्रेरणा विकसित होगी। किसान की बुद्धिमानी और सूझ-बूझ को समझ सकेंगे। विद्यार्थियों में सोचने-समझने और समस्या हल करने की क्षमता विकसित होगी। अनेक शब्दों के लिए एक शब्द पहचान सकेंगे। विद्यार्थी सही शब्द का प्रयोग कर सकेंगे। विद्यार्थी भाषा को संक्षिप्त और स्पष्ट बना सकेंगे। विद्यार्थियों के शब्द भंडार में वृद्धि होगी। अनेकार्थी शब्दों को पहचान सकेंगे। विद्यार्थी एक शब्द के कई अर्थ समझ सकेंगे।

		<p>NPPYG_kFmW8TgY</p> <p>पाठ 20. कहानी-लेखन व वस्तु- वर्णन</p>	<ul style="list-style-type: none"> ● एक ही शब्द के कई अर्थ पहचानना। ● वाक्य के अनुसार सही अर्थ समझना। ● कहानी का अर्थ और क्रम समझना। ● किसी वस्तु के गुणों और विशेषताओं का वर्णन करना। ● सरल और स्पष्ट भाषा का प्रयोग करना। 		<ul style="list-style-type: none"> ● विद्यार्थी वाक्य के अनुसार सही अर्थ का प्रयोग कर सकेंगे। ● सरल कहानी लिख सकेंगे। ● विद्यार्थी किसी वस्तु का सही वर्णन कर सकेंगे। ● विद्यार्थी अपने विचार और कल्पना को लिखित रूप में व्यक्त कर सकेंगे। ● विद्यार्थियों के लेखन और भाषा कौशल का विकास होगा।
दिसंबर	20	<p>पाठ 15. भारत</p>  <p>https://youtu.be/pFO_ojsJ3GY</p> <p>16.चंद्रयान </p> <p>https://youtu.be/G7Jr7XPOZTs</p>	<ul style="list-style-type: none"> ● भारत देश के बारे में सामान्य जानकारी। ● देशभक्ति और अपने देश के प्रति प्रेम की भावना। ● अंतरिक्ष और चंद्रयान मिशन के बारे में सामान्य जानकारी। ● विज्ञान और तकनीक के महत्व को समझना। 	<p>गतिविधि</p> <p>भारत के मानचित्र में रंग भरवाना और प्रमुख राज्यों की पहचान करवाना।</p> <p>रचनात्मक गतिविधि</p> <p>बच्चों से चंद्रयान का चिकनी मिट्टी (क्ले) द्वारा नमूना तैयार करवाना।</p>	<ul style="list-style-type: none"> ● भारत देश के बारे में सामान्य जानकारी प्राप्त करेंगे। ● विद्यार्थियों में देशभक्ति और अपने देश के प्रति सम्मान की भावना विकसित होगी। ● चंद्रयान मिशन के बारे में सामान्य जानकारी प्राप्त करेंगे। ● विद्यार्थी विज्ञान और अंतरिक्ष के प्रति रुचि विकसित करेंगे। ● शुद्ध और अशुद्ध शब्दों को पहचान सकेंगे

SUBJECT - MATHEMATICS

BOOK- Together with Mathematics Buzz (Rachna Sagar)

MONTH	NO. OF WORKING DAYS	TOPIC/LESSON	SUB-TOPIC	ACTIVITIES	LEARNING OUTCOMES
APRIL	18	L-1 Numbers and Numeration 	Forward Counting till 9999 Skip counting Place value and face value Expanded form and short form Comparisons of Numbers Predecessor and successor Odd and Even Numbers Roman Numerals (1 to 20) Ascending and descending order Forming Greatest and Smallest 4-digit numbers Mental Maths	Numbola Games (Problem solving and critical thinking) Write the last 4 digits of the number plates of any 5 vehicles in your surroundings. Colour the odd number in blue and even number in red.	<ul style="list-style-type: none"> To solidify and understanding of 4 digit numbers and master place value To focus on deep understanding of number representation and basic comparison To make them understand the key skills that include understanding of odd/even numbers, finding patterns and rounding off.
MAY	10	L-2 Addition  	Terms Related to addition Properties of addition Addition of 3-digit and 4-digit numbers	Find out the price of any four articles at your home which lies between 999 to 9999. Note down the prices and write the number name for the prices. Also arrange	<ul style="list-style-type: none"> To acquaint them with the terminology and properties of addition along with their application.



Edges, vertex, face
 Point, Line & Line Segment
 Open and Closed Figures
 Symmetry and Patterns
 Mental Maths

Draw any two symmetrical objects from nature and divide it using a line of symmetry. (**Art integration and creative thinking.**)
SDG 15: Life on Land
https://youtu.be/pbLHLOCxImY?si=C-3kPWloteJ_z-ps



- To relate shapes with the objects of daily use.
- To understand basic geometrical components. (points, lines and line segments)
- To identify open and closed figures.
- To develop geometrical reasoning and pattern recognition
- To create and analyse lines of symmetry

- To improve mental arithmetic speed and accuracy in multiplication.

Terms related to multiplication
 Dodging Tables

L-4 Multiplication (Introduction)

SEPT.

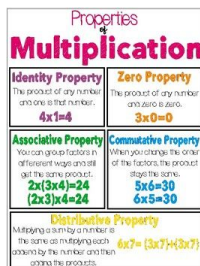
20

Revision for Half Yearly Exams

OCTOBER

17


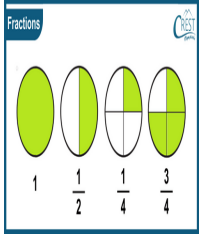
L-4 Multiplication (continued)


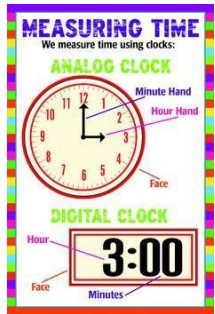


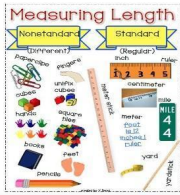
Multiplication facts and tables
 Multiplying 2 and 3 - digit by 1- and 2 -digit numbers
 Multiplying by 10, 20 , 30 & 90.
 Multiplying by 100, 200 , 300 & 900.
 Word Problems

Multiplication Pyramid (Numbers are stacked in a triangle and each block is the product of the two numbers directly beneath it)
Pattern solving and strategic thinking


- To make equal groups and arrays and to connect the concept of multiplication to real life.
- To apply mental maths strategies in solving multiplication sums.

		<p>L-5 Division</p>	<p>Mental Maths</p> <p>Concepts of Division</p> <p>Terms and Properties related to division</p>		<ul style="list-style-type: none"> To acquaint them with the terminology related to division and their properties
<p>NOVEMBER</p>	<p>17</p>	<p>L-5 Division (Continued)</p> <p>L-6 Fractions</p> 	<p>Relationship between Multiplication and Division</p> <p>Long Division (2 and 3 digits numbers)</p> <p>Division by 10, 100 and 1000</p> <p>Word Problem and Mental Maths</p> <p>Numerator and Denominator</p> <p>Reading and writing of fractions</p> <p>Equal parts in collection</p> <p>Types of Fractions</p> <p>Comparing Like Fractions</p> <p>Ordering of fractional Numbers</p> <p>Addition and Subtraction of Like Fractions</p>	<p>Represent the division by using kidney beans, colors or beads.</p> <p>Concrete- Representational - Abstract Approach (CRA)</p> <p>Fraction House depicting different fractions</p> <p>Art Integration</p> <p>https://youtu.be/rpj-sP0IPF4</p>	<ul style="list-style-type: none"> To demonstrate a conceptual understanding of division as a process of partitioning a total into equal groups or shares To apply mental maths strategies in solving division sums. To understand that fractions represent equal parts of a whole or a set. To differentiate between different types of fractions. To apply the concept of fractions to solve problems involving equal sharing in daily life.


<p>DECEMBER</p>	<p>20</p>	<p>L-8 Money</p>  <p>L-9 Time</p> 	<p>Identification of denominations</p> <p>Writing rupees and paise</p> <p>Converting rupees into paise & vice-verse</p> <p>Addition, Subtraction, Multiplication and Division of Money</p> <p>Mental Maths</p> <p>Hands of a clock</p> <p>AM and PM</p> <p>Conversion of units of time</p> <p>Writing dates</p> <p>Reading the Calendar</p> <p>Timeline</p> <p>Mental Maths</p>	<p>Write the name of currencies & their symbols of five different countries.</p> <p>Buy any five stationery items and make a cash memo. (Life skills.)</p> <p>Students to record their duration of outdoor activities in minutes for a week and share it with their peer group.</p> <p>SDG 3 Good Health and Well Being</p> <p>Make & decorate a table calendar of your birthday month. Also mark all the holidays & weekends.</p> <p>Art Integration and creative thinking.</p>	<ul style="list-style-type: none"> ● To identify various denominations of Indian currency. ● To convert paise into rupees and vice-e-versa. ● Application of mathematical operations in Money ● To read the time proficiently on an analog clock. ● Understanding AM/ PM and calculating elapsed time. ● Understand the relationship between minutes, hours, days, weeks, months and years.
<p>JANUARY</p>	<p>15</p>	<p>L-10 Measures of Length</p>	<p>Measuring length</p> <p>Unit of length (cm, m and km)</p> <p>Instruments to measure length</p>	<p>Measure the length of the given objects and record the measurements.</p>	<ul style="list-style-type: none"> ● To identify correct units, using tools accurately and solving practical problems involving length.



L-11
Measures of Mass



L-12
Measures of Capacity



Conversion of different units of length

Mental Maths

Units of Mass (kg and g)

Instruments to measure weight

Conversion

Addition and Subtraction of Mass

Mental Maths

Unit of Capacity (ml and l)

Instruments to measure capacity

Conversion

Addition and Subtraction of Capacity

Mental Maths

Measuring skill.

<https://youtu.be/gnDoxsOTpdc?feature=shared>

Make a list of 3 things that are less than and more than a kg.

Life Skill and Experiential Learning

Students to track and record how many “mugs” of water they use for three different tasks. (brushing, bathing, watering plants etc.)

SDG 6: Clean Water and Sanitation

● To perform basic conversion between units of length.

● To enable students to compare weights, estimate, and measure using grams (g) and kilograms (kg)

● To perform basic conversion between units of mass.

● Adding and Subtracting weights including groupings.

● To identify capacity of various objects in litre and millilitre.

● To convert various units of capacity.


● To apply strategies to solve mental maths sums with speed and accuracy.

FEBRUARY	20	L-13 Data Handling Revision	Pictograph and Tally Graph Revision for Final Exams		<ul style="list-style-type: none"> To represent data using pictures and symbols.
MARCH	20	Annual Exams	-	-	-

Subject - EVS

Textbook - My Green World (Millennium Book India PVT. LTD)

MONTH	NO. OF WORKING DAYS	TOPIC/LESSON	SUB-TOPIC	ACTIVITIES	LEARNING OUTCOMES
-------	---------------------	--------------	-----------	------------	-------------------

APRIL	18	<p>UNIT 1 – OUR BODY CHAPTER 1- Parts of Our Body</p> <p>CHAPTER 2- Keeping Safe</p>	<ul style="list-style-type: none"> ● External Body Parts ● Internal Body Parts ● Differently Abled People ● Old Age <p>https://youtu.be/zKSqNLT8kAA</p> <ul style="list-style-type: none"> ● Safety at home ● Safety at school ● Safety in the playground ● Safety on road ● First Aid ● Stranger danger ● Good touch ● Bad Touch <p>https://youtu.be/x0-ekt9zXtQ</p>	<p>Hands On Activity</p> <p>Students will play the role of different sense organs and talk about their importance.</p> <p>Value Education</p> <p>Take note of the tasks that your grandparents find difficult to do and discuss a few ways in which you can help them. (SDG 3)- Good Health and Well-being</p> <p>Art Integrated Activity</p> <p>The students will learn to make a first aid box with basic medical supplies in it and talk about the importance of the first aid box.</p>  <p>FIRST AID KIT</p> <p>(SDG 16)-Peace and Safety</p>	<ul style="list-style-type: none"> ● Students will be able to identify internal and external body parts and will learn the functions of main organs. ● They will learn to show respect for differently abled people. ● They will be able to understand how to take care of elderly people. ● They will be able to practice ways to keep the body healthy. ● Students will be able to identify safe and unsafe practices at home, school and playground. ● Students will be able to demonstrate first aid for minor cuts, burns or injuries. ● Students will be able to recognize the importance of being careful with strangers. ● They will be able to differentiate between good touch and bad touch.
MAY	10	<p>UNIT 2- OUR NEEDS CHAPTER 3- The Food We Eat</p>	<ul style="list-style-type: none"> ● Energy giving food ● Body building food ● Protective food ● Balanced Diet ● Healthy Food Habits 	<p>Brainstorming Activity</p> <p>Use your imagination and discuss how life would have been if there was no need for food.</p> <p>Digital Literacy</p>	<ul style="list-style-type: none"> ● Students will be able to identify different kinds of food and their groups. ● They will be able to classify foods as energy giving, body building & protective. ● They will be able to explain the importance of a balanced diet and



CHAPTER 4 -
Home Sweet
Home

<https://youtu.be/4zh7DgoNrEs>

- Kutcha house
- Pucca house
- Clean house
- Pests
- Proper disposal of garbage and waste reduction

<https://youtu.be/1trq7bhcOEc>

Find out why cold drinks are harmful to our health.

(SDG 3)- Good Health

Capacity Building Activity

Discuss in the class about igloos and imagine how they are built. Also discuss the kind of life led by Eskimos in Greenland.

(SDG 11)- Sustainable Cities and Communities.

Summer Integrated Project

Research and Art

Houses Around the World

Choose one special house (Igloo, Stilt house, Caravan). Draw, colour and write three facts.

healthy eating habits.

- Students will be able to identify different types of houses.
- They will learn the importance of keeping the house clean
- They will be able to recognise proper ways of garbage disposal.
- They will be able to develop habits to maintain a healthy and safe home environment.
- They will be learning about the climate and homes.

JULY

23

UNIT 3- OUR SURROUNDINGS
CHAPTER 6- Family

- Nuclear Family
- Joint Family
- Single-Parent Family
- Resemblance in a family
- Living Together

Art Integrated Activity

Students will draw a Family Tree and will write names and relations.

Optional – Paste photos or draw pictures.

- Students will be able to identify different types of families.
- They will understand the concept of living together as a family.
- They will be able to recognize resemblance shared among family members.



Small Family

UNIT 4-
LAND AND
PEOPLE
CHAPTER 8
Our Festivals



UNIT 5
PEEPING INTO
OUR PAST
CHAPTER 11
Early Humans



<https://youtu.be/C-10dtKPXB1>

- National Festivals
- Harvest Festivals
- Religious Festivals

<https://youtu.be/o4Sk1Z85Agk>

- Life Of Early Humans
- Improving Lifestyle

<https://youtu.be/1S9XZGlupvW>

Skill Developed- Understanding Relationships.

Supports (SDG 16)by promoting harmony and cooperation within families along with SDG3(well-being)and SDG4 (Quality Education).

Unity in Diversity Discussion

Students will be asked:

- Do we celebrate our own festivals?
- Why should we respect all festivals?

Concept- Unity and harmony

(SDG 4) Quality Education)Develops awareness about Cultural Diversity.



Exploration Activity



What would have happened if fire was not discovered by early humans? Discuss in the class.

- They will learn to develop respect, love and cooperation within the family.

- Identify national, harvest and religious festivals.
- Learn the significance of each festival.
- Learn to appreciate diversity in celebrations.
- Participate respectfully in festivals.

- Identify food, clothing and shelter of early humans.
- Importance of the invention of fire.
- Understand how early humans improved their lifestyle over time

AUGUST	19	<p>UNIT 6 WE - THE CITIZENS OF INDIA CHAPTER 13 Symbols Of Unity</p>  <p>UNIT -7 A STEP AHEAD CHAPTER 14 Transport and Communication</p> 	<ul style="list-style-type: none"> ● National Flag ● National Anthem ● National Emblem ● Other symbols <p>https://youtu.be/Mk0xJUWUOJ</p> <ul style="list-style-type: none"> ● Land, Water and Air Transport ● Story of a letter ● Modern means of communication ● Means of Personal Communication ● Means of Mass Communication <p>https://youtu.be/fvfKFxG5fqI</p>	<p>Art Integrated</p> <p>Students will draw and colour the national flag and write the meaning of each colour.</p> <p>SDG 16- Peace and Justice</p> <p>Fun Communication Activity</p> <ul style="list-style-type: none"> ● Whisper a message to one student. ● Let it pass around the class. ● Compare the final message with the original. <p>Learning: Importance of clear communication. (SDG 9) Industry, Innovation and Infrastructure. Focus on innovation and connectivity.</p>	<ul style="list-style-type: none"> ● Identify national symbols and understand how these symbols promote unity and national pride. ● Symbols speak louder than words. ● Learn to show respect for national and cultural symbols. <ul style="list-style-type: none"> ● Identify different means of transport. ● Purpose of transport and communication. ● Connectivity through transport. ● Role of communication in daily life. ● Awareness about efficient use of transport and communication.
SEPTEMBER	21		Revision of Term 1 and Half Yearly Exams		

OCTOBER	17	<p>UNIT 8 THE LIVING WORLD CHAPTER 15 Plants-Our Friends</p>  <p>Types of Plants</p> <p>CHAPTER 16 Animals and Birds</p> 	<ul style="list-style-type: none"> Types Of Plants Uses Of Plants Leaves: The Food Factory <p>https://youtu.be/fHuVxzFDAVU</p> <p>https://youtu.be/D1Ymc311XS8</p> <ul style="list-style-type: none"> Movement in animals Eating habits in animals Food chain Features of birds Nests of birds Migration Interdependence between Plants and Animals <p>https://youtu.be/jLzprmI1120</p> <p>https://youtu.be/cgO07y9JIIE</p>	<p>Discussion Based Activity</p> <p>Do all plants make their own food by photosynthesis? Which type of plants would not be able to photosynthesise?</p> <p>SDG 15- Life on Land</p> <p>Multidisciplinary Activity</p> <p>(G.K)</p> <p>Many birds and animals are becoming extinct. Discuss its reasons and consequences</p> <p>SDG -15 Life on land</p>	<ul style="list-style-type: none"> Identify different types of plants. Will learn the uses of plants in our daily life. Will know that leaves act as food factories through photosynthesis. Importance of plants for humans and animals. <ul style="list-style-type: none"> Identify movement of different animals and birds Understand their eating habits Will learn concept of the food chain and interdependence Will know the migration patterns of birds.
NOVEMBER	17	<p>UNIT 9 OUR ENVIRONMENT CHAPTER 18 Clean Water and Air</p>	<ul style="list-style-type: none"> Evaporation Condensation Water Cycle Uses of water 	<p>Art Integrated Activity</p> <p>Poster making - Save Water</p>	<ul style="list-style-type: none"> Understand the water cycle and properties of water. Identify sources and effects of water and air pollution



CHAPTER 19
Materials Around
Us



- Properties of water
- Sources of fresh water
- Water pollution
- Conservation of water
- Air Pollution

<https://youtu.be/ncORPosDrjI>

- Natural things
- Man-made things
- Forms of Materials
- Properties of Materials
- Forms of Materials
- Light and Types of Materials

<https://youtu.be/7jTbbD6D1aU>

Students will draw the poster with slogans like

- Save Water, Save Life
- Every Drop Counts
- Turn off the Tap

SDG- 6 Clean Water and Sanitation

Capacity Building Activity

As air is made up of many gases, students will write few uses of each gas given below:

- Oxygen
- Carbon-dioxide
- Nitrogen

SDG-12 Responsible consumption and production

- Importance of clean water in our life
- Ways to conserve water and reduce pollution
- Develop habits to protect and maintain a healthy environment.

- Will learn to distinguish between natural and man-made materials
- Identify properties of different materials
- Will be able to recognise different forms of materials
- Will learn about the terms transparent, translucent and opaque
- Uses of various materials in daily life

DECEMBER

20

UNIT- 3 OUR SURROUNDINGS
CHAPTER 7- People and Their Workplaces



- Market Place
- Hospital
- School
- Post Office
- Police Station
- Park
- Bank

<https://youtu.be/NwetyAhQM QY>

Think and Answer

What will happen if all the farmers stop working?

(SDG 8) Promotes understanding of different occupations

- Students will be able to identify common neighbourhood services
- Students will be able to explain the purpose of each service and how they help in daily life.
- They will learn to respect people providing neighbourhood services.

UNIT-9 OUR ENVIRONMENT
CHAPTER 20- Weather and Seasons



- Weather
- Seasons
- Clothes worn across India

<https://youtu.be/VgN2bLcEz0c?si=kq6vLZkb8E7w5LvC>

Art Integrated Activity

Collect pictures of different seasons of India and paste them in your notebook.

SDG 13- Climate Action

SDG 3- Good Health and Well-being

- They will be able to understand different types of weather.
- Identify the four seasons.
- They will be able to understand how weather affects daily life and activities.
- Learn about clothes worn in different seasons across India.
- Understand the structure of the Earth and its atmosphere
- Will learn to identify the phases of the moon
- Will be able to recognise constellations in the sky
- They will understand the relation between the Earth, Moon and Sun.

Interdisciplinary Activity

Language (Regional)

Find out and write the various names of the moon in different

JANUARY

15

CHAPTER 21
The Earth and the Sky

- Earth



- Atmosphere
- Sun
- Moon
- Phases of moon
- Stars
- Constellations

<https://youtube.com/watch?v=w36yxLgwUOc&feature=shared>

<https://youtube.com/watch?v=6SzjlsuyTdk&feature=shared>

languages

SDG 15



Importance of earth and sky


FEBRUARY	20		Revision for Term 2 and Annual Exams		
MARCH	20		Annual exams		

SUBJECT- GENERAL KNOWLEDGE

Book- THE WORLD AROUND ME (SULTAN CHAND)

MONTH	NO. OF WORKING DAYS	TOPIC/LESSON	SUB-TOPIC	ACTIVITIES	LEARNING OUTCOMES
APRIL	18	Ch-1 Jal Jeevan Mission	<ul style="list-style-type: none"> ● Government water schemes ● Freedom fighters ● Present political leaders 	Students will take a “Water Saving Pledge” https://youtu.be/qTMcT2g49gw	Students will be able to: <ul style="list-style-type: none"> ● understand the importance of clean drinking water and identify simple ways to save water.

		 <p>Jal Jeevan Mission Ch-2 Know Your leaders Ch-3 Our Rich Heritage Ch-4 Around the Country Ch-5 At the Top! Ch-6 The pride of India</p>	<ul style="list-style-type: none"> ● Monuments ● Traditional crafts ● Famous places ● Festivals of India ● Highest mountains ● Tallest buildings ● Longest rivers ● Achievers in sports ● Women achievers 	<p>?feature=shared</p> <p>https://youtu.be/yyHRr-Seac8?feature=shared</p> <p>https://youtu.be/oPjj60s6bKE?feature=shared</p>	<ul style="list-style-type: none"> ● recognise contributions of freedom fighters. ● develop awareness about preserving heritage. ● understand cultural diversity. ● develop national pride. ● inspire goal setting among students.
MAY	10	<p>Ch-7 Women Power Ch-8 Time to Celebrate Ch-9 A Matter of Faith Ch-11 Leaves and Trees</p>	<ul style="list-style-type: none"> ● Women in different professions ● National festivals ● Major religions of India ● Religious symbols ● Types of leaves 	<p>https://youtu.be/KwGC-BigyhY?si=mKL6CWxaFPB2D_C</p> <p>Leaf Collection-Students will bring different leaves and identify their shapes</p>	<ul style="list-style-type: none"> ● understand the importance of gender equality. ● recognize important international days. ● understand diversity in beliefs.
JULY	23	<p>Ch- 12 Plants Give Us So Much Ch-13 Food Factories Ch-14 A Plant Quiz</p>  <p>Ch-15 Nuts for All Ch-16 Spices and Herbs Ch-17 Flowers around Us</p>	<ul style="list-style-type: none"> ● Importance of trees ● Photosynthesis ● Types of nuts ● Nutritional value ● Common Indian spices ● Medicinal herbs ● Types of flowers 	<p>https://youtu.be/1Yblw-b68BQ?feature=shared</p> <p>https://youtu.be/D1Ymc311XS8?feature=shared</p> <p>https://youtu.be/JKDU6Go0KeM?feature=shared</p> <p>https://youtu.be/qw-7O9WceGo?feature=shared</p>	<ul style="list-style-type: none"> ● identify the parts of a plant involved in making food. ● classify plants into herbs, shrubs, trees, climbers, and creepers. ● explain the health benefits of eating nuts. ● identify common spices and herbs used at home. ● explain the uses of flowers in daily life

AUGUST	19	Ch-18 Animal Wonders Ch-19 Which Animals Have These? Ch-20 Look for the Birds Ch-21 A Bird Puzzle Ch-22 An Animal Quiz Ch-24 Useful Inventions	<ul style="list-style-type: none"> ● Special features of animals ● Habitat of animals ● Animal adaptations ● Types of birds ● Bird facts ● Animal classification ● Food habits of animals ● Important inventions 	https://youtu.be/4kc_Ai-b7B4?si=uur5VBpOtOvWxNZI https://youtu.be/jl8tKXRDMtc?feature=shared https://youtu.be/V712PnybKtI?feature=shared	<ul style="list-style-type: none"> ● recognize different habitats of animals. ● identify common birds around them. ● recall important facts about birds and animals. ● develop confidence through quiz participation. ● understand how inventions make life easier.
SEPTEMBER	20			Revision for Term-I	
OCTOBER	17	Ch- 25 Understan- -ing the Body-1 Ch- 26 Understan- -ing the Body-2 Ch- 27 The Food we eat  Ch- 28 Food and Food habits Ch- 30 Sports Round-up Ch- 31 Where shall we go to play?	<ul style="list-style-type: none"> ● Our Body Parts ● Sense Organs ● Bones and Muscles ● Keeping Our body healthy ● Cleanliness and hygiene ● Healthy and Junk Food ● Balanced Diet ● Indoor and Outdoor ● Benefits of Playing ● Famous Indian Sports Personalities 	https://youtu.be/B3Fv2X8EKfE?feature=shared Heartbeat Activity-Students will run in place for 30 seconds. Feel their heartbeat before and after running. https://youtu.be/tF9-jLZNM10?si=tX7M7Wrzpn4aQ33 https://youtu.be/PiMqc1XzOHs?feature=shar https://youtu.be/1ZCzII2fLM4?si=nj_1godcbIH-DNee	<ul style="list-style-type: none"> ● identify the main parts of the human body. ● develop awareness about personal hygiene to keep the body healthy. ● learn basic rules of some common games. ● speaking and sharing ideas. ● health and safety awareness. ● social interaction and teamwork.

NOVEMBER	17	Ch-32 Sporting Greats Ch-33 Indian Literature Ch-34 The Story Land Ch-35 Song and Dance Ch-37 Flag and countries	<ul style="list-style-type: none"> • Different sports • Qualities like hard work, discipline, teamwork • Stories, poems and books • Famous Indian Dance Forms • Flags of Some Countries 	https://youtu.be/3_oIssULEk0?feature=shared https://youtu.be/HPVWSEnWTGY?si=twAN0hpo74CnQu5B Each child tells a small story told by grandparents. https://youtu.be/dUXk8Nc5qQ8?feature=shared	<ul style="list-style-type: none"> • show values like teamwork & discipline. • learn new vocabulary from stories and poems. • understanding values and morals from stories • develop confidence while singing or dancing in front of others. • compare different flags.
DECEMBER	20	Ch-38 World Landmark Ch-39 Great Achievers Ch-40 Rivers:Life lines of Countries Ch-42 Group Names Ch-43 Brand Names	<ul style="list-style-type: none"> • Natural Landmarks and Man-Made Landmarks • Achievers in Different Fields • Uses of River • Popular Dishes of India and other Countries • Healthy Food from Around the World • Group Names for People, Animals and Things 	https://youtu.be/wQnCyCAF_BY?feature=shared https://youtu.be/wdgeHTfqTKY?si=KkYjqA3pYV36woMN https://youtu.be/M3z4mgdM-IQ?si=3i-atWBDFPqEXSRE https://youtu.be/1ZCzII2fLM4?si=nj_1godcbIH-DNee https://youtu.be/gjXEa4GIKBY?feature=share	<ul style="list-style-type: none"> • recognize that landmarks are important symbols. • identify some famous personalities. • share information about a great achiever. • develop awareness about the importance of keeping rivers clean. • identify some popular dishes. • Identify common group names.
JANUARY	15	Ch-44 Computer Device Ch-45 The Language of Signs Ch-46 The Portrait Gallery Ch-48 As Black As?	<ul style="list-style-type: none"> • Input Devices and Output Devices • Types of Computers • Safety Signs • Public Place Signs • Hand Signs and Gestures 	Students will draw a desktop computer or laptop on A4 Sheet . Colour and label its parts. https://youtu.be/_NeEF1fwT4k?feature=shared https://youtu.be/yJiG8qz-hRI?feature=shared	<ul style="list-style-type: none"> • recognize how computers help us in learning, playing and doing daily tasks. • explain the meaning of simple signs. • develop respect and admiration for great leaders and achievers.

FEBRUARY	20	Ch-49 Glidograms Ch-50 Anagrams	<ul style="list-style-type: none"> • Making new words from given letters. • Students rearrange letters to create meaningful words. 	https://youtu.be/EYDqUxUdnsQ?feature=shared	<ul style="list-style-type: none"> • form new words by changing one letter and understand word patterns. • enhance thinking and problem-solving ability.
MARCH	20			Revision for Annual Exams	

Ms. Bharti Shokeen

SUBJECT: COMPUTER

PRESCRIBED BOOK: CODEGPT VER 4.0 BY ORANGE

PUBLISHER: ORANGE EDUCATION

TERM - I

MONTH	NO. OF WORKING DAYS	TOPIC/LESSON	SUB-TOPIC	ACTIVITIES	LEARNING OUTCOMES
APRIL	18	Chapter - 1 Computer Hardware and Software	<ul style="list-style-type: none"> · Computer hardware · Computer software 	<ul style="list-style-type: none"> · Hardware or Software sorting game. · Match the Hardware with its function. · Show icons of common programs such as: Paint, Word. <p><u>Hardware</u> https://www.youtube.com/watch?v=gXC0SmjGsJs</p> <p><u>Software</u> https://www.youtube.com/watch?v=mEHeAMCz8Qw</p>	<ul style="list-style-type: none"> · Understand the basic functions of computer hardware devices. · Differentiate between hardware and software using simple examples. · Recognize common software applications. · Understand that hardware and software work together for a computer to function.

MAY	10	Chapter – 2 Windows 10	<ul style="list-style-type: none"> · Windows 10 desktop · Task View · Control buttons 	<ul style="list-style-type: none"> · Change Desktop Background. · Sort Icons. · Explore in the Lab activity given on page 28. 	<ul style="list-style-type: none"> · Identify the main parts of the desktop in Windows 10, such as the desktop area, icons, taskbar, and Start button. · Recognize common desktop icons like Recycle Bin and This PC. · Explain the basic purpose of the taskbar, such as showing open programs and helping switch between them.
JULY	23	Chapter - 4 Editing in Word 2019	<ul style="list-style-type: none"> · Uses of Word 2019 · Components of Word 2019 Window · Selecting the text · Editing the text · Saving a document · Opening a saved document · Exiting Word 	<ul style="list-style-type: none"> · Write a story/poem/ letter. · Edit and save the story/poem/letter. · Explore in the Lab activity given on page 50. <p>Word https://www.youtube.com/watch?v=6nq6OCu3-tI</p>	<ul style="list-style-type: none"> · State simple uses of Microsoft Word, such as typing stories, letters, or short documents. · Identify the main components of the Word window. · Select text (a word, sentence, or paragraph) using the mouse & keyboard. · Edit text by correcting spelling mistakes or making small changes. · Save and open documents. · Exit or close the Word program safely after completing their work.

AUGUST	19	<p>Chapter – 5 Formatting in Word 2019</p> <p>Chapter – 7 Stepwise Thinking</p>	<ul style="list-style-type: none"> · Applying Bold Italics and Underline · Changing font, font size and font colour · Text effects · Aligning the text · Applying borders · Applying shading to the selected text · Adding bullets and numbering · Simple Instructions · Decision Making · Loops · Understanding Programs 	<ul style="list-style-type: none"> · Make a birthday invitation using all the formatting features learnt in the chapter. · Explore in the Lab activity given on page 60. · Practical grading on Ms-Word <p>Formatting in Word https://www.youtube.com/watch?v=SMqnH3t9kO</p> <ul style="list-style-type: none"> · Explore in the Lab activity given on page 83. 	<ul style="list-style-type: none"> · Apply basic text formatting to make text more attractive and readable. · Use simple text effects to enhance the appearance of headings or titles. · Demonstrate basic formatting skills while typing short sentences or small projects. · Develop logical thinking and problem-solving skills through basic programming activities.
SEPTEMBER	20	<p>Chapter - 4 Editing in Word 2019</p> <p>Chapter – 5 Formatting in Word 2019</p> <p>Chapter – 7 Stepwise Thinking</p>	<ul style="list-style-type: none"> · Recapitulation of the topics covered in the first term. 	<ul style="list-style-type: none"> · Quiz & Worksheet 	<ul style="list-style-type: none"> · To enable the students to understand Editing and formatting in Ms-Word. · Stepwise working to increase productivity.

TERM – II

MONTH	NO. OF WORKING DAYS	TOPIC/LESSON	SUB-TOPIC	ACTIVITIES	LEARNING OUTCOMES
OCTOBER	17	Chapter - 6 Internet	<ul style="list-style-type: none"> · What is Internet? · Uses of Internet · Requirements for an Internet connection · Internet Terms · Disadvantages of Internet · Internet Etiquettes 	<ul style="list-style-type: none"> · Open the official website of Smt. Sudha Murty and write down the names of at least five books written by her for children. · Explore in the Lab activities given on page 71 Uses of Internet https://www.youtube.com/watch?v=gOxXCztpo08 	<ul style="list-style-type: none"> · Identify common uses of the Internet · List the basic requirements for an Internet connection · Understand simple Internet terms. · Develop awareness about using the Internet wisely and safely in everyday learning. · Build basic digital awareness and responsible Internet usage skills.
NOVEMBER	17	Chapter – 8 Let's Learn Scratch	<ul style="list-style-type: none"> · Scratch · Components of scratch Window · Blocks · Adding a sprite · Changing the backdrop · Changing appearance of the sprite · Creating a New Project · Saving a project · Opening a Project · Exiting Scratch. 	<ul style="list-style-type: none"> · Create programs in Scratch using two or more Sprites and change backdrops. · Explore in the Lab activities given on page 94. Components of Scratch window https://www.youtube.com/watch?v=3CaZTuWQCpk 	<ul style="list-style-type: none"> · Identify Scratch as a visual programming platform used to create simple animations, stories, and games. · Recognize the main components of the Scratch window · Create a new Scratch project, Save and open an already existing project. · Develop basic coding skills, creativity, and confidence in using the Scratch programming environment.

DECEMBER	20	Chapter - 9 Google Blocky Games	<ul style="list-style-type: none"> · Starting Blocky · Puzzle game · Maze game 	<ul style="list-style-type: none"> · Fun Group Activity – <i>Be the Robot</i> · Create a floor maze in the classroom and let students act as the robot following instructions. <p>Google Blocky https://www.youtube.com/watch?v=sJDOZibv_go</p>	<ul style="list-style-type: none"> · Understand basic programming concepts through simple block-based coding. · Develop logical and computational thinking skills through game-based learning.
JANUARY	15	Chapter - 10 AI- Enabled Devices	<ul style="list-style-type: none"> · Smartphones · Smart watches · Chatbot · Smart TVs · Smart doorbells · Driverless cars · Smart speakers 	<ul style="list-style-type: none"> · Picture identification · List smart devices used at home. · Guess the device – riddle game. <p>AI Devices https://www.youtube.com/watch?v=prxDGp6j2Vs</p>	<ul style="list-style-type: none"> · To enable the students to understand the concept of Artificial intelligence and its uses in our day to-day life.
FEBRUARY & MARCH	20 & 20	Chapter – 8 Let’s Learn Scratch Chapter - 9 Google Blocky Games Chapter - 10 AI- Enabled Devices	<ul style="list-style-type: none"> · Recapitulation of the topics covered in the second term. 	<ul style="list-style-type: none"> · Quiz & Worksheet 	<ul style="list-style-type: none"> · Understand the concept of step-by-step instructions. · Develop logical thinking and problem-solving skills. · Understand the basic idea of Artificial Intelligence (AI) in simple terms. · Use AI devices responsibly and safely.

Shrabani Kar

CLASS 3 MUSIC SYLLABUS (SESSION 2026–2027)

MONTH	NO. OF WORKING DAYS	TOPIC/LESSON	SUB-TOPIC	ACTIVITIES	LEARNING OUTCOMES
APRIL	18	Basic Sargam 1 To 10	Practise Of Basic Alankaras 1 to 10	Teri Ye Zameen Tera Asamaan	The Objective Of Basic “Sargam Alankaras” is to improve . The VOICE MODULATION to Help Them TO Sing The Song Nicely.
MAY	10	Basic Sargam 1 To 10	Practise Of Basic Alankaras & Added New Song	Song- Teri Ye Zameen / I Like the pitt pitt patter of the rain drops	The Objective Of Basic “Sargam Alankaras” is to improve . The VOICE MODULATION to Help Them TO Sing The Song Nicely.
JULY	23	Basic Sargam 1 To 10	Practise Of Basic Alankaras 7 Repeated Last 2 songs	Teri ye zameen / Ilike the pitt pitt patter of the rain drops	The Objective Of Basic “Sargam Alankaras” is to improve . The VOICE MODULATION to Help Them TO Sing The Song Nicely.
AUGUST	19	Basic Sargam 1 To 10	Practise of Basic Alankaras & added new song	Repeated old 2 songs / teen Rang ka bana tiranga oonchi iski shaan	The Objective Of Basic “Sargam Alankaras” is to improve . The VOICE MODULATION to Help Them TO Sing The Song Nicely.
SEPTEMBER	20	Basic Sargam 1 To 10	Practise of Basic Alankaras & added new song	Practise of last 3 songs / Ghalat mat kadam uthaou	The Objective Of Basic “Sargam Alankaras” is to improve . The VOICE




					MODULATION to Help Them TO Sing The Song Nicely.
OCTOBER	17	Basic Sargam 1 To 10	Practise of Basic Alankaras & added new song	Practise of last 4 songs / Rghupati raghav raja raam	The Objective Of Basic “Sargam Alankaras” is to improve . The VOICE MODULATION to Help Them TO Sing The Song Nicely.
NOVEMBER	17	Basic Sargam 1 To 10	Practise of Basic Alankaras & added new song	Practise of last 5 songs /Deepawali Song	The Objective Of Basic “Sargam Alankaras” is to improve . The VOICE MODULATION to Help Them TO Sing The Song Nicely.
DECEMBER	20	Basic Sargam 1 To 10	Practise of Basic Alankaras & added new song	Practise of last 6 songs / tu zinda hai tu zindagi	The Objective Of Basic “Sargam Alankaras” is to improve . The VOICE MODULATION to Help Them TO Sing The Song Nicely.
JANUARY	15	Basic Sargam 1 To 10	Basic Alankaras & old songs practise & Added NATIONAL ANTHEM	Practise of last all songs / NATIONAL ANTHEM	The Objective Of Basic “Sargam Alankaras” is to improve . The VOICE MODULATION to Help Them TO Sing The Song Nicely.

CLASS – 3rd DANCE SYLLABUS 2026 -2027

MONTH	NO. OF WORKING DAYS	TOPIC/LESSON	SUB-TOPIC	ACTIVITIES	LEARNING OUTCOMES
APRIL	18	Basics	Basic dance movements	Claps with beat, footwork	Cognitive learning, sense of rhythm
MAY	10	Kathak Initial Steps	Hand movements with beats.	Coordination between number and beats.	Coordination, teamwork, brainstorming.
JULY	23	Bhaav	Expressing through emotion and dance.	Storytelling through dance.	Enhanced self-control, expression of emotions.
AUGUST	19	Patriotic Dance	Dance on patriotic songs.	Choreography on patriotic song (group & solo).	Boosts confidence, better stage skills, personality development.
SEPTEMBER	20	Taal	Rhythm and beats	Fast, medium, slow speed variation of beats	Rhythmic understanding, better body control
OCTOBER	17	Ram Leela	Ballet of Sita and life of Ram.	Folk dance on theme-based dance number.	Spiritual learning, coordination skills.
NOVEMBER	17	Mudras	Ballet of Sita and life of Ram Hand gestures.	Practice of simple mudras and their expression.	Awareness of classical dance basic.
DECEMBER	20	Classical Songs	Introduction to Indian classical music and musical instruments.	Simple classical choreography with basic hand movements and mudras.	Understanding of classical music, awareness of dance basics
JANUARY	15	Republic Day Dance	Patriotic group dance.	Practice and performance.	Enhanced stage confidence.

CLASS 3 - Sculpture Syllabus 2026-2027

MONTH	NO. OF WORKING DAYS	TOPIC / LESSON	SUB-TOPIC	ACTIVITIES	LEARNING OUTCOMES
APRIL	18	1)Introduction to Clay 2) Basic Shapes Practice	<ul style="list-style-type: none">● Introduction to clay and tools● Safety and cleaning rules● Making basic shapes (2D & 3D)	Touch & Feel Activity Clay Exploration	Students understand what clay is and how it feels Develop curiosity and confidence Understand use of basic shapes
MAY	10	Different types of Clay Texture Techniques	<ul style="list-style-type: none">● Introduction to texture Texture using tools Pattern texture design	Show textures (smooth, rough, bumpy) Use tools (toothpick, fork, sponge, leaves) Create patterns (dots, lines, waves)	Identify textures Learn tool usage Build creativity in clay modelling
JULY	23	1) Clay Animals 2) Clay Mushroom 3) 2D Clay Tile Relief	<ul style="list-style-type: none">● Simple animal modelling● Mushroom family● Theme-based relief	Make 2D fish & 3D turtle Make mushroom family Create relief design	Convert shapes into objects Improve imagination Learn 2D relief technique
AUGUST	19	1)Theme-based composition 2) 1st Term Project Submission	<ul style="list-style-type: none">● Create clay scene Imagination project	Create underwater/nature scene Submit project and Display selected artworks	Develop imagination Apply learned techniques Gain presentation confidence

SEPTEMBER	20	1) Idol Ganesha 2) 1st Term Final Grading	<ul style="list-style-type: none"> Eco-friendly Ganesha making 	Make Ganesha using clay Use ball, coil, slab techniques Natural drying	Understand eco-friendly practices  Encourage creativity Learn environmental responsibility
OCTOBER	17	2d Foil Relief Techniques	<ul style="list-style-type: none"> Aluminium foil design 	Create raised design using foil & cardboard Draw simple designs	Learn relief sculpture Explore new material
NOVEMBER	17	1)Diya Decoration	<ul style="list-style-type: none"> Festival decoration art 	Paint diya using colors	Learn cultural art Build decoration skills
DECEMBER	20	1)Christmas Activity	<ul style="list-style-type: none"> Snowman with recycled materials 	Make snowman using newspaper Decorate with craft items	Understand 3D craft Learn recycling 
JANUARY	15	1) Paper relief	<ul style="list-style-type: none"> Making shapes with paper 	Make 2d relief paper sculpture etc.	Learn recycling process  Build 3D craft confidence

CLASS – 3rd ART SYLLABUS 2026 -2027

MONT H	NO. OF WORKIN G DAYS	TOPIC/LESSO N	SUB-TOPIC	ACTIVITIES	LEARNING OUTCOMES
APRIL	18	Pattern & Design Drawing	Repeating patterns, border design, symmetry	<ul style="list-style-type: none">• Create patterns using shapes• Design notebook borders• Symmetrical drawing (butterfly)	<ul style="list-style-type: none">• Develop design sense.• Understand repetition and balance.
MAY	10	Social Themes Drawing	Family & Friendship Day Save nature, clean surroundings etc. (Pg no. 9,11,14)	<ul style="list-style-type: none">• Poster on “Save Trees”• Draw clean vs dirty environment	<ul style="list-style-type: none">• Build environmental awareness.• Express social responsibility
JULY	23	Folk Art & Nature Drawing.	Warli, Madhubani Art & Seasonal day, landscapes etc.	<ul style="list-style-type: none">• Draw animals.• Draw natural scenes.• Create seasonal drawings.	<ul style="list-style-type: none">• Develop creativity.• Improve nature observation.
AUGUS T	19	Occasion & Object Drawing	Daily objects (cup, book, bag), festival theme (Pg. no.13, 56)	<ul style="list-style-type: none">• Draw objects from surroundings.• Colour and shade.	<ul style="list-style-type: none">• Cultural awareness.• Improve real-life drawing skills.• Better proportion and detailing.
SEPTE MBER	20	Occasion Season Drawing, Submission.	Festival Scenes, (Pg.no. 24, 42,58]	<ul style="list-style-type: none">• Draw festival-related pictures.• Submit completed work.	<ul style="list-style-type: none">• Presentation skills.• Creative expression.
OCTOB ER	17	Creative Art / Imagination	Underwater life, imaginative drawing, Fantasy World etc.	<ul style="list-style-type: none">• Draw ‘My Dream World’.• Create imaginative artwork.	<ul style="list-style-type: none">• Enhance imagination.• Develop storytelling through art.
NOVEM BER	17	Festival Theme & Fun Activity	Diwali, & Diya Colouring (Pg no..34,22), Festival Craft	<ul style="list-style-type: none">• Ice Cream Stick Photo Frame.• Make festival drawings.	<ul style="list-style-type: none">• Learn Reuse of Waste Materials.• Develop festival creativity.

DECEMBER	20	Textures Art & Christmas Drawing	Natural textures, Santa composition, (Pg no. 20, 50)	<ul style="list-style-type: none"> • Draw Santa Claus. • Leaf rubbing. 	<ul style="list-style-type: none"> • Understand different surfaces. • Develop sensory awareness. • Creativity enhancement.
JANUARY	15	Occasion Season	Seasonal/ Festival Themes., [Pg no.40,41]	<ul style="list-style-type: none"> • Draw New Year Scenes/Lohri etc. 	<ul style="list-style-type: none"> • Express ideas through drawing. • Improve composition.

CLASS 3 - Physical Education Syllabus

MONTH	NO. OF WORKING DAYS	TOPIC/LESSON	SUB-TOPIC	ACTIVITIES	LEARNING OUTCOMES
APRIL	18	INTRODUCTION TO PT	Importance of exercise and warm-up	Jogging, stretching and fun talk,	Importance of exercise , discipline
MAY	10	Yoga	Asanas & Back Bending	Sukshamvyayam, Tadasana, Vrikshasana ,Ushtrasana ,Bhujangasana	Concentration and clarity, balance and strength
JULY	23	Mass PT	PT Drills	Free hand exercises	Coordination with team
AUGUST	19	FREE HAND EXERCISES	Arm exercises, leg exercises and bending	Jumping jacks and spot jogging	Students improve flexibility and coordination
SEPTEMBER	20	Recreation Activities	Cone Activities	Cone Activities	Agility & Coordination
OCTOBER	17	Outdoor Games	Games	Kho – Kho & Badminton	Skill development and agility
NOVEMBER	17	Basic Games skills	Football and other games	Ball kicking and catching	Motor skill development
DECEMBER	20	Mass PT	PT Drills	Free hand exercises	Coordination with team
JANUARY	15	Races	Flat races and Fun Races	50 m race and fun races	Speed and agility

PT-1 & PT-2 SYLLABUS CLASS -3 , SESSION (2026-27)

SESSION 2026- 27	ASSESSMENT EXAM FORMAT	TOPIC/LESSON
ENGLISH TERM 1	PT -1	Reader : <ul style="list-style-type: none">● Ch-1 - Birbal Identifies the Thief● Poem - Limericks Grammar: <ul style="list-style-type: none">● L-3 - Nouns : Common, Proper & Collective● L-4 - Nouns : Number Reading Comprehension- Prose Creative Writing - <ul style="list-style-type: none">● Picture Storyboard -Completing a story with clues
ENGLISH TERM 2	PT -2	Reader : <ul style="list-style-type: none">● Ch-5 - Marco Polo● Poem - On the Water Grammar: <ul style="list-style-type: none">● L-21 - Prepositions● L-25 -Opposites Reading Comprehension- Prose Creative Writing - <ul style="list-style-type: none">● Recipe Writing Vocabulary: <ul style="list-style-type: none">● L-26 Words: A Mixed Bag
HINDI TERM 1		वीणा पाठ 2 चींटी पाठ 3 कितने पैर कितने हाथ पाठ 4 बयान हमारी चिड़िया रानी व्याकरण पाठ 1 भाषा

		<p>पाठ 2 वर्ण और वर्णमाला पाठ 3 शब्द- विचार पाठ 4 वाक्य -विचार पाठ 22 अनुच्छेद -लेखन</p>
HINDI TERM 2		<p>वीणा पाठ 11 एक जादुई पिटारा पाठ 12 अपना -अपना काम पाठ 13 पेड़ों की अम्मा थिमक्का व्याकरण पाठ 9 विशेषण पाठ 10 क्रिया पाठ 11 पर्यायवाची शब्द पाठ 12 विलोम शब्द पाठ 20 कहानी- लेखन व वस्तु -वर्णन</p>
MATHS TERM 1	PT 1	<p>L-1 Numbers and Numeration</p> <ul style="list-style-type: none"> ● Forward Counting till 9999 ● Skip counting ● Place value and face value ● Expanded form and short form ● Comparisons of Numbers ● Predecessor and successor ● Odd and Even Numbers ● Ascending and descending order ● Forming Greatest and Smallest 4-digit numbers ● Mental Maths <p>L-2 Addition</p> <ul style="list-style-type: none"> ● Terms Related to addition ● Properties of addition ● Addition of 3-digit and 4-digit numbers
MATHS TERM 2	PT2	<p>L-4 Multiplication</p>

		<ul style="list-style-type: none"> ● Terms related to multiplication ● Dodging Tables ● Multiplication facts and tables ● Multiplying 2 and 3 - digit by 1- and 2 -digit numbers ● Multiplying by 10, 20 , 30 & 90. ● Multiplying by 100, 200 , 300 & 900. ● Word Problems ● Mental Maths <p>L-5 Division</p> <ul style="list-style-type: none"> ● Concepts of Division ● Terms and Properties related to division
EVS TERM 1	PT-1	Unit 1: Our Body Chapter 1-Parts of our Body Chapter 2- Keeping Safe Chapter 3- The Food We Eat
EVS TERM 2	PT-2	Unit 8 : The Living World Chapter 15- Plants - Our Friends Chapter 16- Animals and Birds Unit 9: Our Environment Chapter 18- Clean Water and Air
COMPUTER TERM 1	PT-1	Chapter – 1 Computer Hardware and Software
COMPUTER TERM 2	PT-2	Chapter – 6 Internet
GK TERM 1	P.T-1	Ch-1 Jal Jeevan Mission Ch-2 Know Your leader Ch-3 Our Rich Heritage Ch-4 Around the Country Ch-5 At the Top! Ch-6 The pride of India

		Ch-7 Women Power Ch-8 Time to Celebrate Ch-9 A Matter of Faith
GK TERM 2	P.T-2	Ch-27 The Food we eat Ch-28 Food and Food habits Ch-32 Sporting Greats Ch-34 The Story Land Ch-35 Song and Dance Ch-38 World Landmark Ch-39 Great Achievers Ch-41 Dishes Popular around the world Ch-42 Group Names Ch-43 Brand Names Ch-45 The Language of Signs Ch-46 The Portrait Gallery